
Varanium Cloud Limited

(NSE Emerge: Cloud)



Q3FY24 Earnings Discussion

February 6th, 2024


Varanium

Our unaudited results for Q3FY24 (October 1, 2023 to December 31, 2023)



 ॐ भूर् भुवः स्वः । तत् सवितुर्वरेण्यं भर्गो देवस्य धीमहि । धियो यो नः प्रचोदयात् ॥ VARANIUM CLOUD LIMITED CIN: L64200MH2017PLC303172 Address - B-1477, Narayan Arcade, Sawantwadi Road, Sawantwadi, Sindhudurg, Maharashtra - 416510 Email: info@vrm.com Website: https://vrm.com		 EXTRACT OF STANDALONE UNAUDITED FINANCIAL RESULTS FOR THE QUARTER YEAR ENDED 31ST DECEMBER, 2023 Rs. In Lakhs (Except EPS)			
SN	PARTICULARS	31.12.2023 (Unaudited)	30.09.2023 (Unaudited)	31.12.2022 (Unaudited)	31.03.2023 (Audited)
1.	Total Income From Operations	303.56	20,671.81	10,948.64	38,337.36
2.	Net Profit / (Loss) For The Period (Before Tax, Exceptional And / Or Extra Ordinary Items)	(273.20)	5,496.46	3,954.98	11,718.06
3.	Net Profit / (Loss) For The Period Before Tax (After Exceptional And / Or Extra Ordinary Items)	(273.20)	5,496.46	3,954.98	11,718.06
4.	Net Profit / (Loss) For The Period After Tax (After Exceptional And / Or Extra Ordinary Items)	(273.20)	4,067.38	2,959.55	8,546.45
5.	Total Comprehensive Income For The Period (Comprising Profit For The Period (After Tax) And Other Comprehensive Income (After Tax))	(273.20)	4,067.38	2,959.55	8,244.91
6.	Paid Up Equity Share Capital (Fv Of Re. 05/- Each)	2,010.28	2,010.28	1,005.14	1,005.14
7.	Other Equity	-	-	-	-
8.	Earnings Per Share (Of 05/- Each)				
	A) Basic- Rs.	(0.68)	10.12	7.36	20.51
	B) Diluted- Rs.	(0.68)	10.12	7.36	20.51


EXTRACT OF CONSOLIDATED UNAUDITED FINANCIAL RESULTS FOR THE QUARTER ENDED 31ST DECEMBER, 2023 Rs. In Lakhs (Except EPS)					
SN	PARTICULARS	31.12.2023 (Unaudited)	30.09.2023 (Unaudited)	31.12.2022 (Unaudited)	31.03.2023 (Audited)
1.	Total Income From Operations	40,186.05	20,671.81	10,948.64	38,337.36
2.	Net Profit / (Loss) For The Period (Before Tax, Exceptional And / Or Extra Ordinary Items)	10,808.37	5,496.46	3,954.98	11,718.06
3.	Net Profit / (Loss) For The Period Before Tax (After Exceptional And / Or Extra Ordinary Items)	10,808.37	5,496.46	3,954.98	11,718.06
4.	Net Profit / (Loss) For The Period After Tax (After Exceptional And / Or Extra Ordinary Items)	8,768.04	4,067.38	2,959.55	8,546.45
5.	Total Comprehensive Income For The Period (Comprising Profit For The Period (After Tax) And Other Comprehensive Income (After Tax))	8,768.04	4,067.38	2,959.55	8,244.91
6.	Paid Up Equity Share Capital (Fv Of Re. 05/- Each)	2,010.28	2,010.28	1,005.14	1,005.14
7.	Other Equity	-	-	-	-
8.	Earnings Per Share (Of 05/- Each)				
	A) Basic- Rs.	21.81	10.1	7.36	20.51
	B) Diluted- Rs.	21.81	10.1	7.36	20.51

NOTES:

- The Financial Results have been reviewed and recommended by the Audit Committee and thereafter approved by the Board of Directors in its meeting held on 19th January, 2024. The Statutory Auditors of the Company have carried out a "Limited Review" of the financial results for the Quarter Ended on 31st December, 2023.
- Figures for the Previous period /quarter have been rearranged/ re-grouped wherever necessary, to confirm with the figures for the current year/quarter.
- The financial results are prepared in accordance with the Indian Accounting Standard ("Ind AS") as prescribed under section 133 of the Companies Act, 2013 read with relevant rules thereunder.
- The Entire Operation of the Company relate to only one Segment. Hence AS- 108 is not applicable. Thus no separate disclosure for segment reporting is made.

For and on behalf of the Board
For VARANIUM CLOUD LIMITED

Sd/-
HARSHAWARDHAN HANMANT SABALE
DIN: 00168418
MANAGING DIRECTOR

LISTED ON
 NSE | Emerge

Place: Sawantwadi
Date: 19.01.2024



INR Lacs	Q3 FY 24	Q3 FY 23	% Change Q3FY24 compared to Q3FY23
Total Income from Operations	40,186.05	10,948.64	267.04%
Data Center, bandwidth & hosting Charges (Direct Costs)	23,574.65	6,659.15	254.02%
Gross Margin	41.34%	39.18%	
Employee Benefit Expenses	207.55	52.76	293.39%
Depreciation & Amortisation Expenses	1,067.84	5.93	17907.42%
Other Expenses	4,308.65	275.80	1462.24%
Total Expenses	29,377.68	6,993.66	320.06%
Profit Before Tax	10,808.37	3,954.98	173.29%
Tax Expenses	2,040.33	995.43	104.97%
Net Profit After Tax	8,768.04	2,959.55	196.26%
Net Profit Margin	26.90%	36.12%	



Summary areas of questions received

- Q3FY24 Financial Results Queries
- Right Issue credit of shares
- Foreign Subsidiary Queries
- Dividend Queries
- Mumbai EDC
- Future Plans of the Company



Thank you.


Varanium

Web: <https://vrnm.com>

Email: info@vrnm.com

Twitter: <https://twitter.com/varaniumcloud>

LinkedIn: <https://www.linkedin.com/company/varanium-cloud/>
